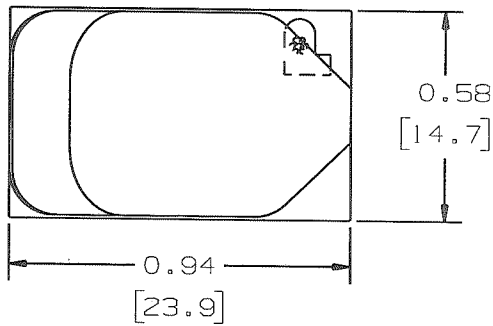
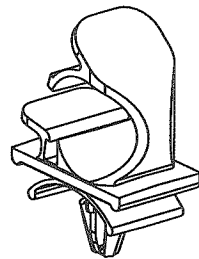
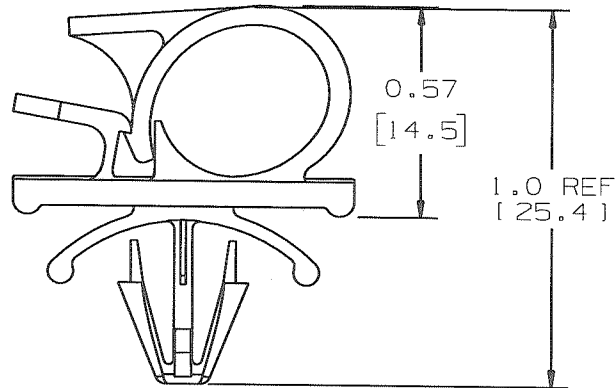


THIS COPY IS PROVIDED ON A RESTRICTED BASIS AND IS NOT TO BE USED IN ANY WAY DETRIMENTAL TO THE INTERESTS OF PANDUIT CORP.



PANDUIT PART NUMBER*	MAXIMUM CABLE DIA. in. (mm)	WEIGHT lbs. (g)/100pcs	HOLE SIZE DIA. RANGE	PANEL THK. RANGE
LWC38H25	0.38 (9.5)	0.49 (224)	3/16"-1/4" [5-6]	0.025-0.105 [0.6-2.7]



SCALE: FULL

NOTES:
 * 1) SEE CURRENT PRICE SHEET FOR PART NUMBER SUFFIX DESIGNATION, FOR PACKAGE SIZE.

DIMENSIONS IN BRACKETS ARE METRIC [mm]
 CAD FILENAME/LAYERS G03597GM_DC_GB0166BA/00B

PANDUIT CORP. TINLEY PARK, ILLINOIS

LWC38H25 LATCHING WIRE CLIP

REV	DATE	BY	CHK	DESCRIPTION	ECN	R	CUST	SUP
00B	04-13-09	GDH	<i>DK</i>	UPDATED PANEL THICKNESS RANGE CONVERSION	GB0166BA	00B	<i>KLW</i>	
3	12-11-97	JAD		.57 (14.5) DIMENSION WAS .78 (19.8)	GB0166BA	3		
2	2/17/97	CGSM		REVISED DIMENSIONS	GB0166BA	2		
1	10/20/95	CBJ		REVISED HOLE SIZE & PANEL THICKNESS RANGE	GB0166BA	1		
R	7-26-93	JRL		INITIAL RELEASE	GB0166BA	R		

UNLESS OTHERWISE SPECIFIED, DIMENSIONAL TOLERANCES ARE: (.X) ±0.05 (1.3) (.XXX) ±0.010 (0.25) (.XX) ±0.02 (0.5) ANGLES ± 5°		UNLESS OTHERWISE SPECIFIED, ALL DIMENSIONS ARE GIVEN IN INCHES, THIRD ANGLE PROJECTION.	
DRAWN BY JRL	MAT'L: NYLON 6/6	SCALE 2X	
DATE 7-26-93		DRAWING NO. GB0166BA	DWG SIZE A
CHK'D <i>KLW</i>			